



SANDPIPER®

A WARREN RUPP PUMP BRAND

CONTAINMENT DUTY

ET2-M Type I

Air-Powered Double-Diaphragm Pump

ENGINEERING, PERFORMANCE
& CONSTRUCTION DATA

Quality System
ISO9001 Certified

Environmental
Management System
ISO14001 Certified



INTAKE/DISCHARGE PIPE SIZE	CAPACITY	AIR VALVE	SOLIDS-HANDLING	HEADS UP TO
2" (50mm) ASA style flange	0 to 135 gallons per minute (0 to 511 liters per minute)	No-lube, no-stall design.	Up to 1/4" (6mm)	125 psi or 289 ft. of water (8.8 Kg/cm ² or 88 meters)

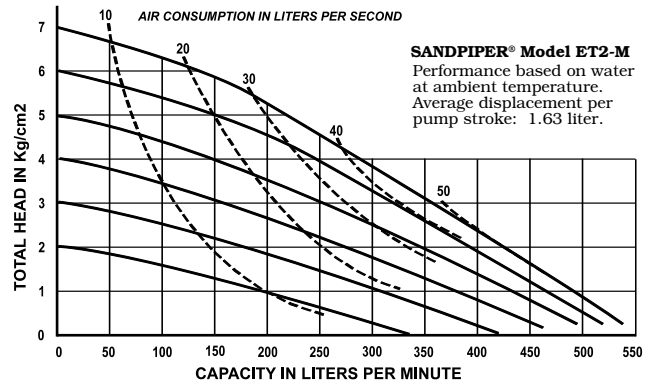
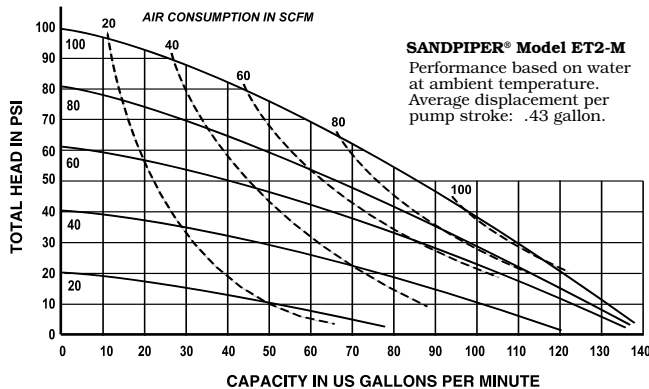
SANDPIPER® Containment Duty Pumps: Sealless Safety

This pump is part of the Containment Duty Pumps. It is specially fitted with elastomeric driver diaphragms, aluminum spill containment chambers, and elastomeric or PTFE pumping diaphragms. The liquid-filled containment chambers provide an additional spill containment barrier, should a pumping diaphragm fail. The Containment Duty design gives the pump user advanced warning of diaphragm failure, before pumpage can damage the air valve, or be released into the work environment. A "sight tube" style of visual leak detection is standard on this pump, displaying an obvious color change if a leak occurs in the pumping diaphragm. Electronic leak detection is optional with this model.

The Containment Duty Pumps offers many different levels of materials and spill monitoring devices designed to fit a variety of applications and budgets.

PERFORMANCE CURVES

(SANDPIPER® pumps are designed to be powered **only** by compressed air)
Temperature Limit: 212°F - 100°C



MATERIALS OF CONSTRUCTION

ET2-M Type 1	Manifold	Outer Chamber	Driver Chamber	Inner Chamber	Outer Diaphragm Plate	Inner Diaphragm Plate	Intermediate Housing	Diaphragm Rod	Valve Seat	Hardware	Pumping Diaphragm	Driver Diaphragm	Ball Valve Material	Air Valve	Shipping Weight (lbs)
TNN-1-A	AL356T6	AL356T6	AL356T6	AL380DC	AL380DC	PS	AL356T6	416SS	N	PS	N	N	N	AL356T6	161
TGN-1-A	AL356T6	AL356T6	AL356T6	AL380DC	AL380DC	PS	AL356T6	416SS	T	PS	T	N	T	AL356T6	161
TBB-1-A	AL356T6	AL356T6	AL356T6	AL380DC	AL380DC	PS	AL356T6	416SS	B	PS	B	B	B	AL356T6	161
TCV-1-A	AL356T6	AL356T6	AL356T6	AL380DC	AL380DC	PS	AL356T6	416SS	T	PS	V	V	T	AL356T6	161
THI-1-A	AL356T6	AL356T6	AL356T6	AL380DC	AL380DC	PS	AL356T6	416SS	T	PS	E	E	T	AL356T6	161
TQS-1-A	AL356T6	AL356T6	AL356T6	AL380DC	AL380DC	PS	AL356T6	416SS	N	PS	S	S	N	AL356T6	161
TSS-1-A	AL356T6	AL356T6	AL356T6	AL380DC	AL380DC	PS	AL356T6	416SS	T	PS	S	S	S	AL356T6	161

Meanings of Abbreviations:

AL = Aluminum
CI = Cast Iron
B = Buna

N = Neoprene
PS = Plated Steel
V = Viton®

SS = Stainless Steel
S = Santoprene®
T = PTFE

©Santoprene is a registered trademark of Monsanto Corp. ©Viton is a registered trademark of E.I. du Pont. ©Warren Rupp and SANDPIPER are registered trademarks of Warren Rupp, Inc.

Model ET2-M Type 1

Warren Rupp, Inc. • A Unit of IDEX Corporation

800 N. Main St., Mansfield, Ohio 44902 USA • Telephone (419) 524-8388 • Fax (419) 522-7867 • www.warrenrupp.com

et2d12ds-0711

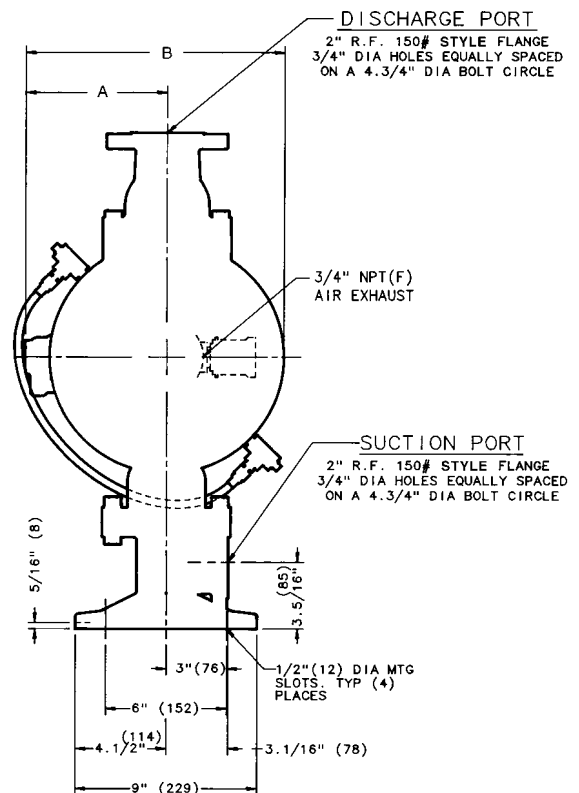
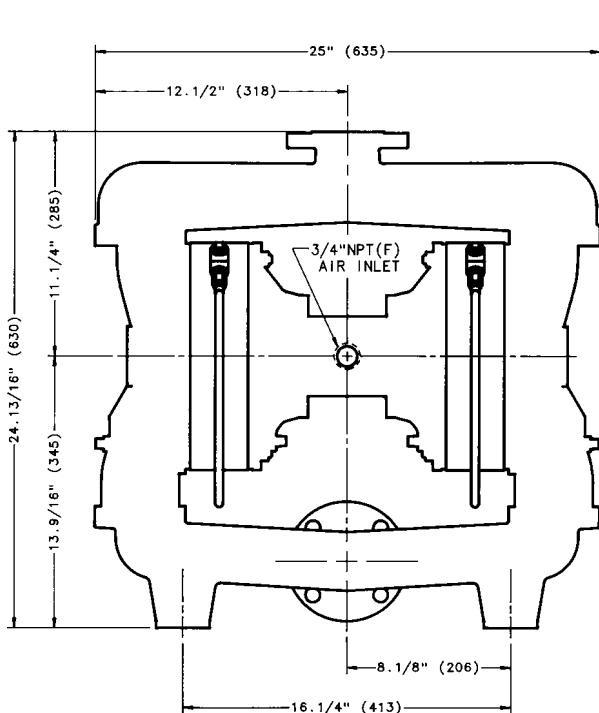
ET2-M CONTAINMENT DUTY



Materials	Operating Temperatures		
	Maximum*	Minimum*	Optimum**
NEOPRENE All purpose. Resistant to vegetable oils. Generally not affected by moderate chemicals, fats, greases and many oils and solvents. Generally attacked by strong oxidizing acids, ketones, esters, nitro hydrocarbons and chlorinated aromatic hydrocarbons.	170°F 77°C	-35°F -37°C	50°F to 130°F 10°C to 54°C
PTFE Chemically inert, virtually impervious. Very few chemicals are known to chemically react with PTFE: molten alkali metals, turbulent liquid or gaseous fluorine and a few fluoro-chemicals such as chlorine trifluoride or oxygen difluoride which readily liberate free fluorine at elevated temperatures.	212°F+ 100°C+	-35°F -37°C	50°F to 212°F 10°C to 100°C
For specific applications, always consult the Warren Rupp Chemical Resistance Chart.	*Definite reduction in service life. **Minimal reduction in service life at ends of range.		

Dimensions are ± 1/8"
Figures in parenthesis = millimeters

Dimension	A to Air Inlet	B Width
Standard Pump	7" (178)	12.13/16" (325)
Pulse Output Kit	7.9/16" (192)	13.3/8" (340)



2" ASA STYLE FLANGED SUCTION AND DISCHARGE • 3/4" NPT(F) AIR INLET PORT • 3/4" NPT(F) AIR EXHAUST PORT